



TQQ7301

Band 1 Uplink BAW Filter

Product Overview

The TQQ7301 is an exceptionally high-performance uplink BAW filter for Band 1. This filter is housed in a compact 3 x 3 mm package for base station applications.

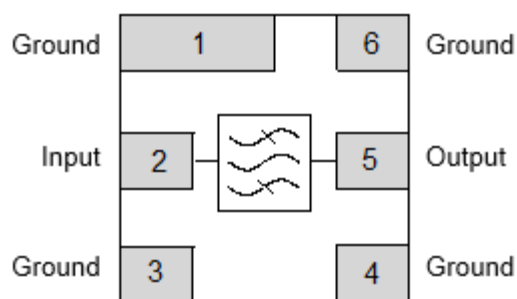
Low insertion loss, coupled with high attenuation makes this filter an ideal choice for uplink RF filtering needs.

The TQQ7301 is part of Qorvo's extensive portfolio of RF Baw and SAW filters.



6 Pin 3 x 3 mm leadless SMT Package

Functional Block Diagram



Top View

Pin Configuration - Single Ended

Pin No.	Label
2	Input
5	Output
1, 3, 4, 6	Ground

Key Features

- 60 MHz Bandwidth
- High Attenuation
- Low Loss
- Single-ended Operation
- Small Size: 3.00 x 3.00 x 1.02 mm
- Surface Mount Device

Performance is typical across frequency. Please reference electrical specification table and data plots for more details.

Applications

- Band 1 Uplink Infrastructure
- Base Station Infrastructure
- General Purpose Wireless

Ordering Information

Part No.	Description
TQQ7301	Band 1 UL BAW Filter
TQQ7301-EVB	Evaluation Board

Standard T/R size = 2500 pieces on a 13" reel

Absolute Maximum Ratings

Parameter	Rating
Storage Temperature	-40 to +95°C
RF Input Power (CW, +85°C for 134,000 hours)	+30 dBm

Exceeding any one or a combination of the Absolute Maximum Rating conditions may cause permanent damage to the device. Extended application of Absolute Maximum Rating conditions to the device may reduce device reliability.

Recommended Operating Conditions

Parameter	Min	Typ.	Max	Units
T _{CASE}	-40		+95	°C

Electrical specifications are measured at specified test conditions.

Electrical Specifications ^(1,2,3)

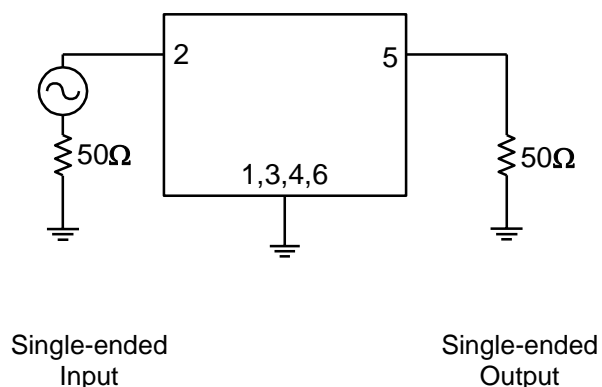
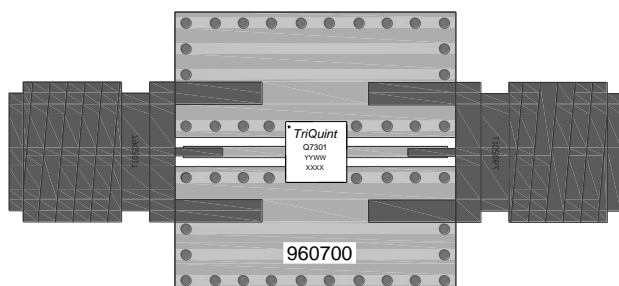
Test conditions unless otherwise noted: Temperature Range = -40 °C to +95 °C, 50 Ω system

Parameter	Conditions	Min	Typical ⁽⁴⁾	Max	Units
Passband Frequency		1920	-	1980	MHz
Center Frequency		-	1950	-	MHz
3.0 dB Bandwidth		-	60	-	MHz
Insertion Loss	1920 - 1980 MHz (+25 °C)	-	2.0	3.2	dB
	1920 - 1980 MHz	-	3.0	4.0	
Amplitude Variation	1920 - 1980 MHz	-	1.0	2.0	dB
Input Return Loss	1920 - 1980 MHz	7.5	10.4	-	dB
Output Return Loss	1920 - 1980 MHz	7.5	10.1	-	
Stopband Attenuation (Relative to 0 dB)	0.9 - 1400 MHz	30	34	-	dB
	1400 - 1495 MHz	30	34	-	
	1495 - 1700 MHz	30	36	-	
	1700 - 1785 MHz	36	40	-	
	1785 - 1870 MHz	30	38	-	
	1870 - 1888 MHz	15	-	-	
	2030 - 2050 MHz	35	41	-	
	2050 - 2080 MHz	33	39	-	
	2080 - 2170 MHz	30	42	-	
	2170 - 4170 MHz	25	32	-	
	4170 - 5000 MHz	30	41	-	
	5000 - 5720 MHz	10	36	-	
	5720 - 6000 MHz	8	40	-	
Group Delay Variation	1920 - 1980 MHz	-	17	40	ns (p-p)
Group Delay Variation	Any 5 MHz band in passband	-	8	21	ns (p-p)
Input / Output Impedance ⁽⁵⁾	Single Ended	-	50	-	Ω

Notes:

1. All specifications are based on the Qorvo schematics for the reference designs shown in page 3.
2. In production, devices will be tested at room temperature to a guard banded specification to ensure electrical compliance over temperature.
3. Electrical margin has been built into the design to account for the variations due to temperature drift and manufacture tolerances.
4. Typical values are based on average measurements at room temperature on pcb. (25 °C ±5 °C)
5. Optimum impedance to achieve the performance shown.

Evaluation Board and Schematic – TQQ7301-EVB



Bill of Material – TQQ7301-EVB

Reference Des.	Value	Description	Manuf.	Part Number
U1	n/a	Band 1 Uplink BAW Filter	Qorvo	TQQ7301
n/a	n/a	Printed Circuit Board	Qorvo	960700
n/a	n/a	SMA Edge Connector	Radiall	9602-1111-018

Evaluation Board PCB Information

Top, middle & bottom layers: 1 oz copper

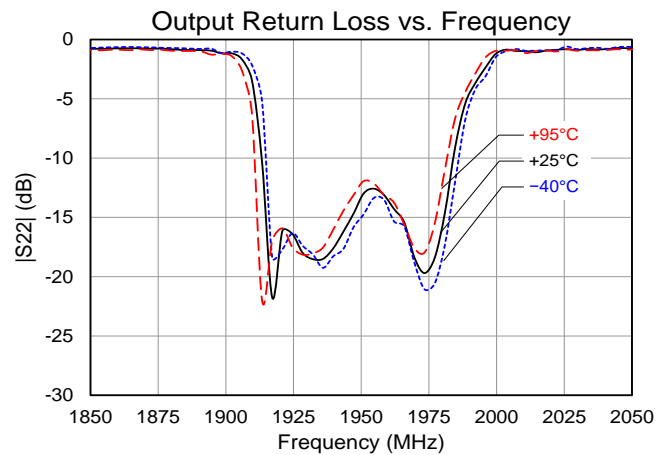
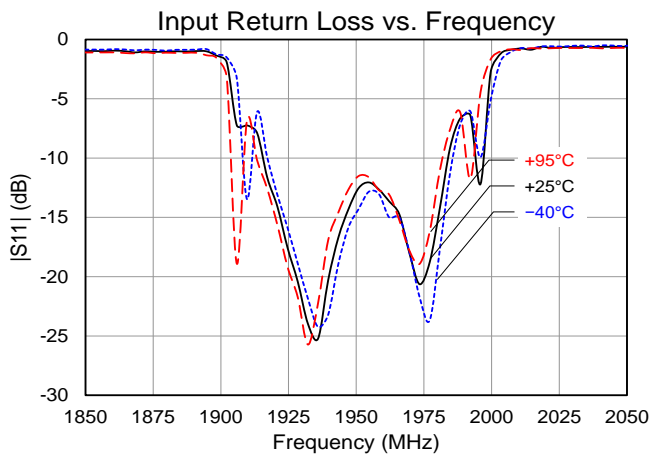
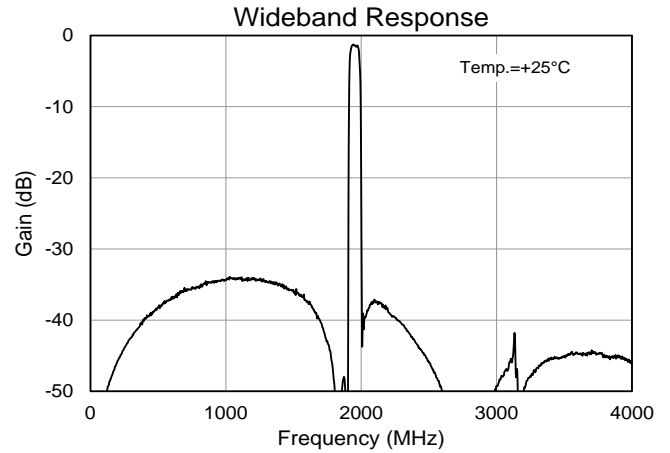
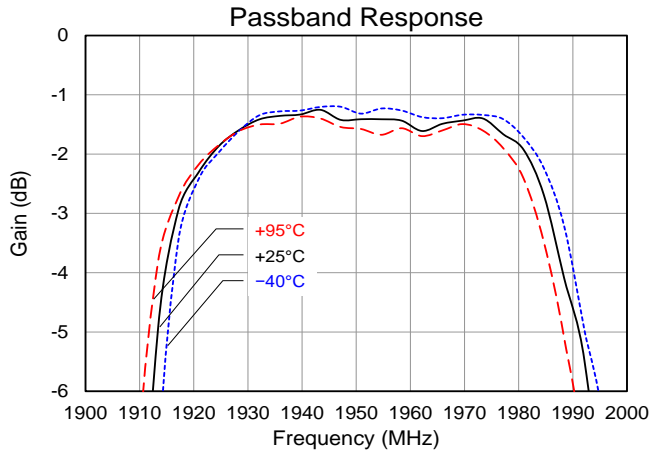
Substrates: FR4 dielectric, 0.031" thick

Finish plating: Nickel: 3-8μm thick, Gold: 0.03-0.2μm thick

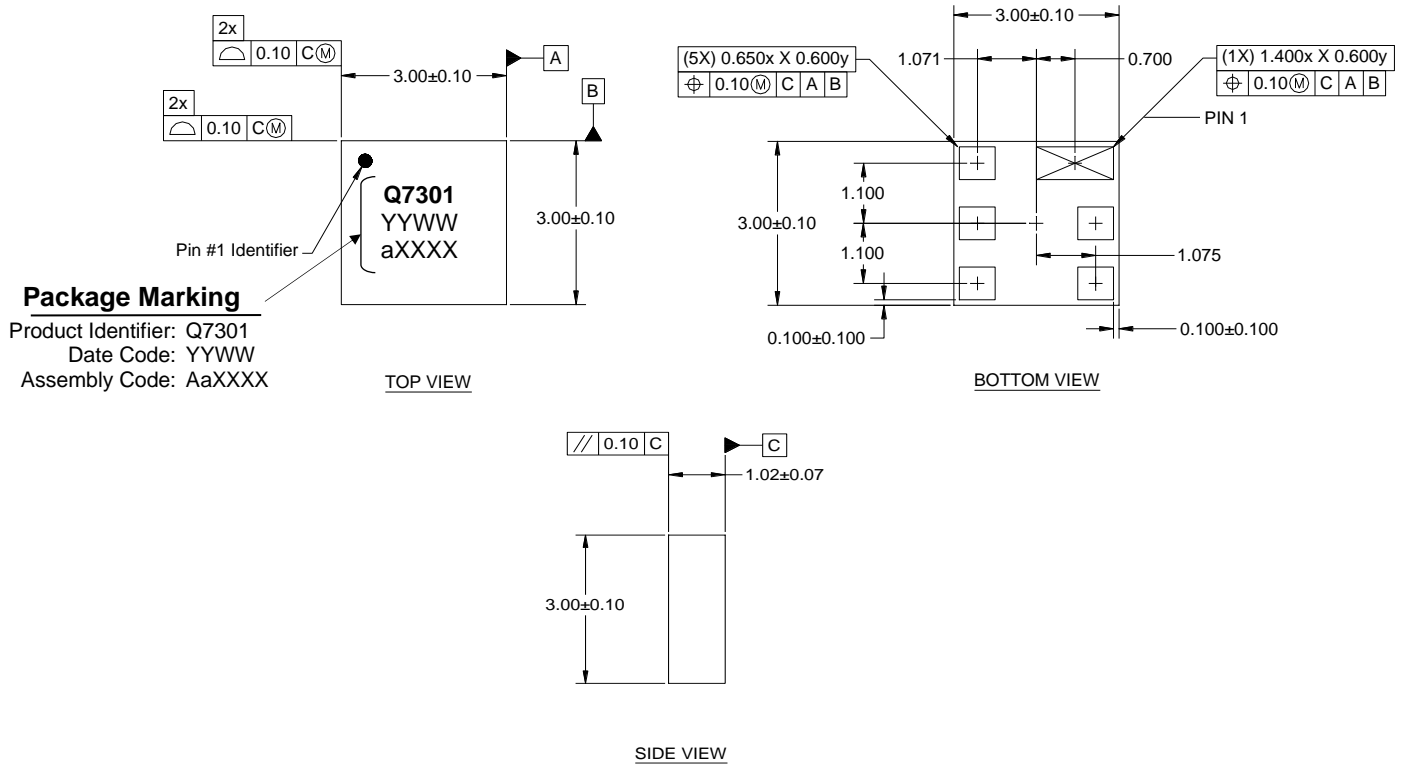
Hole plating: Copper min. 0.0008μm thick

Typical Performances

Test conditions unless otherwise noted: Temp = +25 °C, 50 Ω system



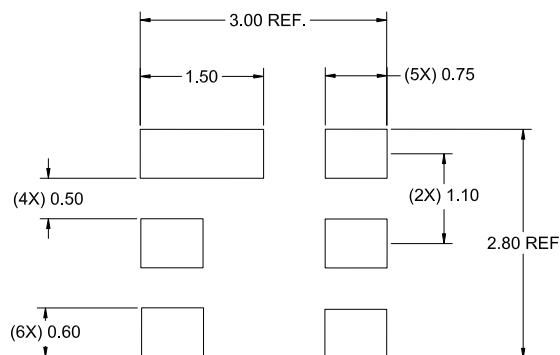
Package Marking and Dimensions



Notes:

1. All dimensions are in millimeters
2. All tolerances are ± 0.15 mm except overall length and width ± 0.10 mm
3. Contact plating: ENIG (Electroless Nickel Immersion Gold)
4. Terminations: 0.5 – 1.0 μ m Au plating, over a 2 – 6 μ m Ni plating

PCB Mounting Pattern

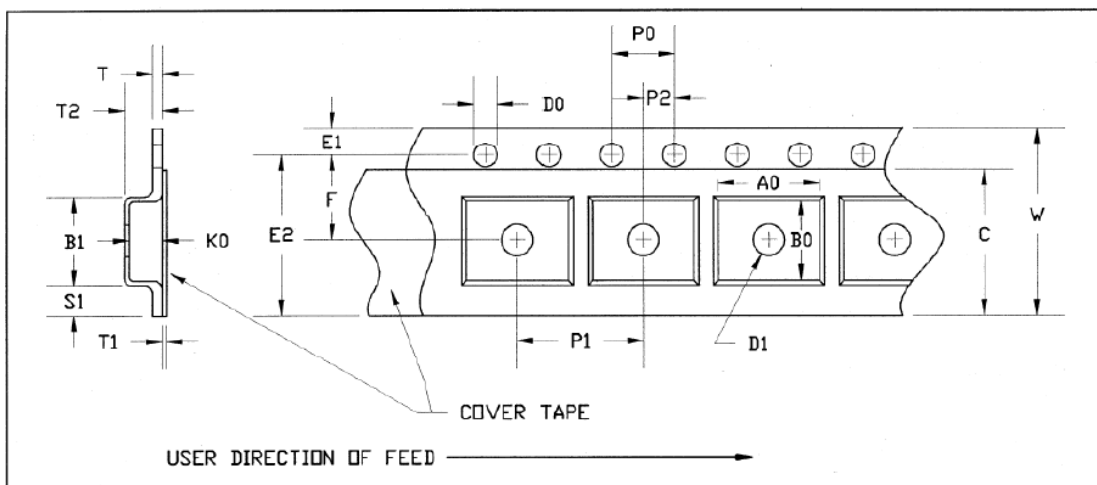


Notes:

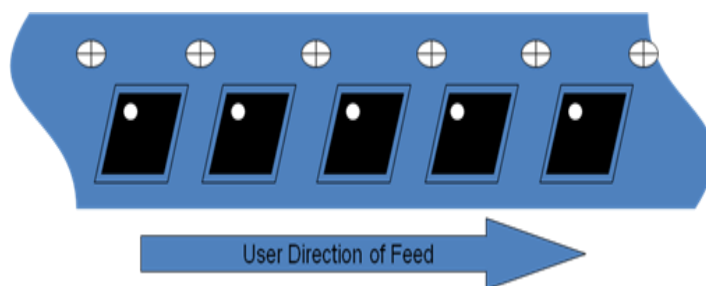
1. All dimensions are in millimeters. Angles are in degrees.
2. Use 1 oz. copper minimum for top and bottom layer metal.

Tape and Reel Information – Carrier and Cover Tape Dimensions

Tape and reel specifications for this part are also available on the Qorvo website.
Standard T/R size = 2500 pieces on a 13" reel.

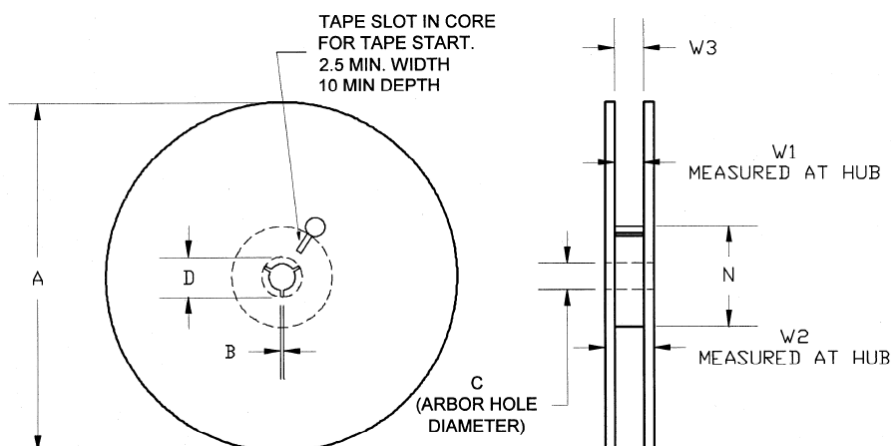


Feature	Measure	Symbol	Size (in)	Size (mm)
Cavity	Length	A0	0.126	3.20
	Width	B0	0.126	3.20
	Depth	K0	0.047	1.20
	Pitch	P1	0.157	4.00
Centerline Distance	Cavity to Perforation - Length Direction	P2	0.079	2.00
	Cavity to Perforation - Width Direction	F	0.217	5.50
Cover Tape	Width	C	0.362	9.20
Carrier Tape	Width	W	0.472	12.0



Tape and Reel Information – Reel Dimensions


Tape and reel specifications for this part are also available on the Qorvo website.
Standard T/R size = 2500 pieces on a 13" reel.



Feature	Measure	Symbol	Size (in)	Size (mm)
Flange	Diameter	A	12.992	330.0
	Thickness	W2	0.717	18.2
	Space Between Flange	W1	0.504	12.8
Hub	Outer Diameter	N	4.016	102.0
	Arbor Hole Diameter	C	0.512	13.0
	Key Slit Width	B	0.079	2.0
	Key Slit Diameter	D	0.795	20.2

Tape and Reel Information – Tape Length and Label Placement

Standard T/R size = 2500 pieces on a 13" reel.



Notes:

1. Empty part cavities at the trailing and leading ends are sealed with cover tape. See EIA 481.
2. Labels are placed on the flange opposite the sprockets in the carrier tape.

Handling Precautions

Parameter	Rating	Standard
ESD – Human Body Model (HBM)	Class 1B	ESDA / JEDEC JS-001-2012
ESD – Charged Device Model (CDM)	Class C3	ESDA / JEDEC JS-002-2014
MSL – Moisture Sensitivity Level	Level 3	IPC/JEDEC J-STD-020



Caution!
ESD-Sensitive Device

Solderability

Compatible with both lead-free solder (260°C peak reflow temperature) and tin/lead (245°C peak reflow temp.) soldering processes. Solder profiles available upon request.

Contact Plating: ENIG (Electroless Nickel Immersion Gold)

RoHS Compliance

This part is compliant with 2011/65/EU RoHS directive (Restrictions on the Use of Certain Hazardous Substances in Electrical and Electronic Equipment) as amended by Directive 2015/863/EU.

This product also has the following attributes:

- Halogen Free (Chlorine, Bromine)
- Antimony Free
- TBBP-A (C₁₅H₁₂Br₄O₂) Free
- PFOS Free

Contact Information

For the latest specifications, additional product information, worldwide sales and distribution locations:

Web: www.qorvo.com

Tel: 1-844-890-8163

Email: customer.support@qorvo.com

Important Notice

The information contained herein is believed to be reliable; however, Qorvo makes no warranties regarding the information contained herein and assumes no responsibility or liability whatsoever for the use of the information contained herein. All information contained herein is subject to change without notice. Customers should obtain and verify the latest relevant information before placing orders for Qorvo products. The information contained herein, or any use of such information does not grant, explicitly or implicitly, to any party any patent rights, licenses, or any other intellectual property rights, whether with regard to such information itself or anything described by such information. **THIS INFORMATION DOES NOT CONSTITUTE A WARRANTY WITH RESPECT TO THE PRODUCTS DESCRIBED HEREIN, AND QORVO HEREBY DISCLAIMS ANY AND ALL WARRANTIES WITH RESPECT TO SUCH PRODUCTS WHETHER EXPRESS OR IMPLIED BY LAW, COURSE OF DEALING, COURSE OF PERFORMANCE, USAGE OF TRADE OR OTHERWISE, INCLUDING THE IMPLIED WARRANTIES OF MERCHANTABILITY AND FITNESS FOR A PARTICULAR PURPOSE.**

Without limiting the generality of the foregoing, Qorvo products are not warranted or authorized for use as critical components in medical, lifesaving, or life-sustaining applications, or other applications where a failure would reasonably be expected to cause severe personal injury or death.

Copyright 2021 © Qorvo, Inc. | Qorvo is a registered trademark of Qorvo, Inc.